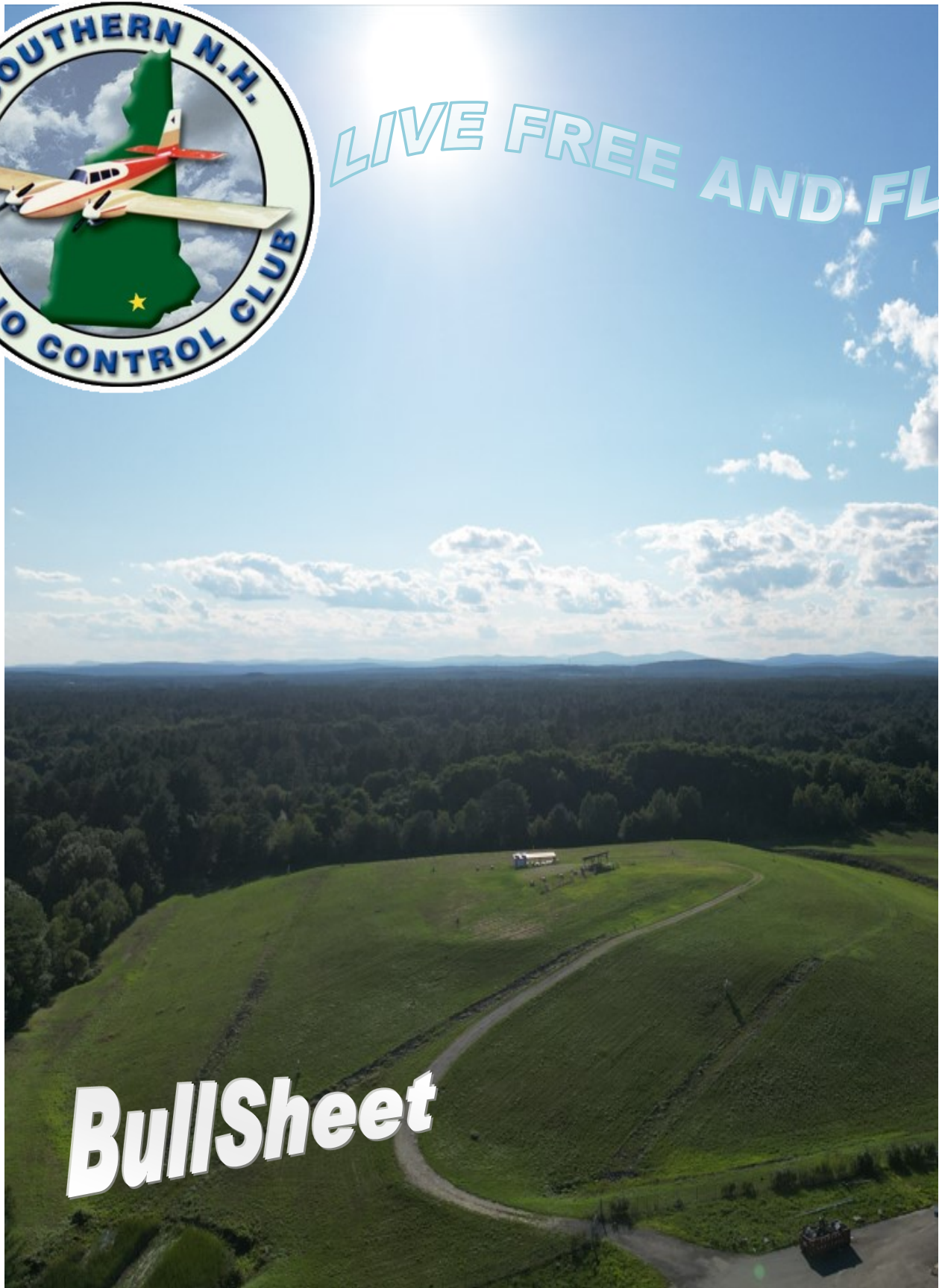




LIVE FREE AND FLY



BullSheet



Meeting Schedule


Next Meeting 9 June 2025

Club meetings are held on the second Monday of each month.

Next meeting

Our regular monthly meeting will be held on June 9th at 7:00 PM in the Litchfield Middle School, 19 McElwain Dr, Litchfield, NH 03052

The Bull sheet is published by the Southern New Hampshire Radio Control Club (SNHRCC), Inc, a non-profit Academy of Model Aeronautics (AMA) Chartered Club #408, for the promotion of building and flying Radio Controlled (RC) model aircraft.



BullSheet

Greetings Folks!

I hope your summers have been going well. We have been in talks with the town of Londonderry for getting access to the Auburn Road site, and are currently waiting to hear back from the director of engineering and environmental services to check everything out and figure out the work that needs to be done. We are also still working on a list of other potential sites, so if you know of something, please let us know and we can check it out.

For this meeting, I hope to give a brief presentation on aerodynamics and flight that I also gave at work to give us something a bit more fun to talk about.

See you Monday!

Cody





Club Officers

PRESIDENT

Cody Wojcik

Salem, NH
603.479.3799

VICE PRESIDENT

Mark Auclair

Windham, NH

SECRETARY

John Hayes

Litchfield, NH
603.345-5604

TREASURER

Ed van der Veen

Hudson, NH

WEBMASTER

Ed van der Veen

Hudson, NH

SAFETY OFFICER

Brian Nadeau

NEWSLETTER

John Marien

Merrimack, NH
603.860.0050
John@ne-aero.com

FLIGHT INSTRUCTORS

John Hayes

603.345.5604

John Marien

603.860.0050

Southern NH Radio Control Club Meeting Minutes May 12th, 2024 Litchfield Middle School

Officers in attendance: Ed, and John

Secretaries and Treasurers' reports were read and accepted.

John talked about the potential sites that were outlined in Cody's Presidents message.

John Marien asked if any fields on the west side of the river were being considered, he mentioned the closed Merrimack land fill.

Taylor showed the Flightory Stallion 3D printable plane, explaining some of its capabilities.

John Marien showed his twin motor plane. He said it was very inexpensive and flies quite well.

Brian and John both want to help with finding a new site.



Seacoast United

88 Shirking Rd Epping, NH
around the corner from Petersons field






how about flying inside
for the winter
just think indoor plumbing



Any questions text Wayne
@603-498-4690

9:00am to 1:00pm
Every Tuesday & Thursday
starting January 23rd

cost: \$10.00/day or \$60.00 Monthly membership
credit card only



**Darrell Wagner
Memorial
Fun Fly
October 19th, 2024**






NH FLYING TIGERS RADIO CONTROL CLUB
1 B ST DERRY NH. ENTRANCE LEFT OF BLUE BUILDING

2025 AMA SANCTIONED PUBLIC FLY-IN

SATURDAY AUGUST 2, 10AM - 4PM
RAIN DATE: SUNDAY AUGUST 3, 12PM - 5PM
SCHEDULE UPDATES: NHFLYINGTIGERS.COM

CONTACT:
Paul Pazolt
603.560.5151
paulpaz@comcast.net

PILOT INFORMATION:
RSVP Paul Pazolt
Registration Starts at 9AM
\$10 Landing Fee, Free Lunch
Current AMA/FAA Required

Free Public Event, as local area pilots share their aircraft and flying skills. Ample parking. Reserved parking for HCA, Seniors, and Veterans. Porta Potty, food, beverages, cash raffles. Bring a chair and join us to learn more about the radio control flying hobby!

The NHFT club is offering 50% off dues for SNHRCC members who have not joined them yet.

SNHRCC members can also fly on guest passes for a bit to try out the field.

There are many of us who have already joined the NHFT club.

Builder's Corner

OK, so not all of us are builders. But a fair number of us are repairers. So, I thought a quick talk about products to use in repairs and the differences in them.

In the picture to the right, are two products I use a lot when building and repairing. They look a lot alike, but have different properties. Both are added to epoxy.

The rightmost one #406 is used to thicken epoxy so that it does not run or drip but adds no strength to the epoxy and if you use a lot of #406 the epoxy will be weaker.

The leftmost one #403 is used to thicken epoxy but also adds strength to the epoxy. Again, if you use too much, the epoxy is weakened.

Use both to obtain a good mix of added strength and thickener. I will also use chopped 3/4-ounce glass cloth in the mix for an even stronger epoxy mixture.

In the bottom picture, both types of alcohol will thin epoxy. The one on the left thins epoxy and the epoxy retains the strength when it cures while the alcohol on the right thins epoxy and destroys the strength epoxy brings. Both will help cleanup epoxy spills.

Wear protective gloves when working with epoxy please!

Next month, we'll talk about composite materials like fiberglass, Kevlar (Aramid), and Carbon Fiber and their properties and use cases.

John Marien





Accepting, photographs, interests, build projects, personal updates, news, stories, gossip, anything -



....Please send to your humble editor to be included in next edition.

John@ne-aero.com



The Recreational UAS Safety Test (TRUST)



<https://www.youtube.com/watch?v=ZklBwvy6gZc>

This video explains the TRUST Test REQUIREMENT.

<https://trust.modelaircraft.org/>

This is the Course/test site.

ABOUT THIS TRAINING

WELCOME TO THE RECREATIONAL UAS SAFETY TEST (TRUST)

The Academy of Model Aeronautics is an **FAA-approved Test Administrator of The Recreational UAS Safety Test** (TRUST).

TRUST is a collaboration between the FAA and industry to provide TRUST and educational safety material to Recreational Flyers.

Recreational flyers can access the TRUST here by clicking START below!

Upon completion of the test recreational flyers should print or save a digital copy of their completion certificate and keep it on their person when they fly. The Academy of Model Aeronautics cannot re-issue your completion certificate if it is lost. The FAA cannot re-issue your completion certificate. Should you lose your completion certificate, you will need to re-take TRUST and obtain a new certificate.



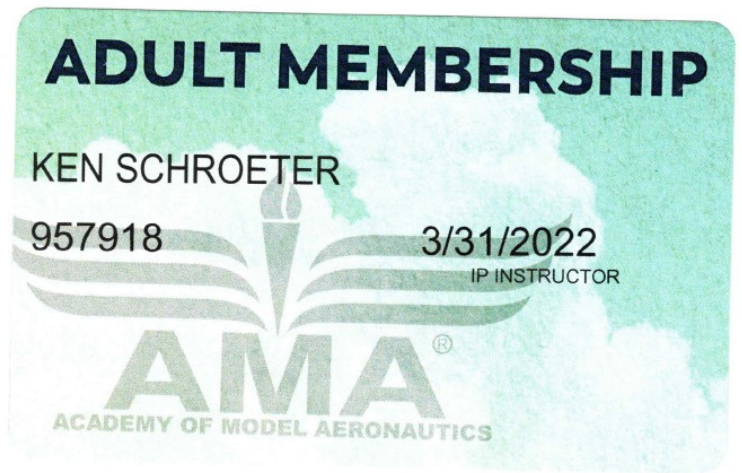
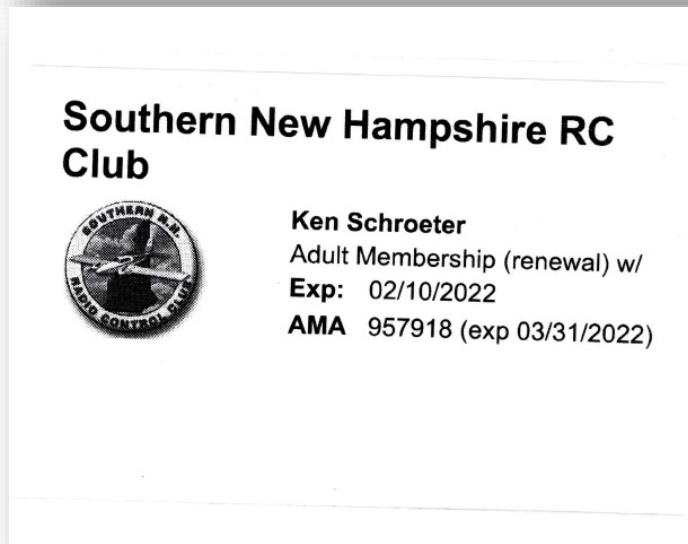
NOTAM

This is a requirement of the AMA and FAA, so please take the few minutes to take the course. The “test” is a set of slides explaining the knowledge base required, followed by a few “keep doing it until you get it right” questions that is the actual test. Its quite simple if you watch the slides. You will need to keep a copy of the certificate with you when flying. Once and done forever.

No whining,

REQUIRED FLIGHT DOCUMENTS

These are the required documents to fly at an AMA Chartered Field.
For the FAA you technically only need your FAA Number where it can be seen on your aircraft in plain view (i.e. not inside). I keep them in my radio box.



1. FAA Drone Registration Number/Card
2. TRUST Certificate
3. Current Club Card
4. Current AMA

Membership Renewal Time

It is that time of the year again to renew your membership! Attached is the 2025 Renewal Application. We're looking forward to seeing you all again!

SOUTHERN NH RADIO CONTROL CLUB 2025 MEMBERSHIP APPLICATION

Name: _____ AMA#

Address: _____

City: _____ St: _____ Zip: _____ FAA #

Home Phone: _____

Cell Phone: _____

Email: _____

Normal Renewal Period
 October Meeting Thru February Meeting

Fees (check all that apply)

Current members: ___ Adult - Normal Renewal Period 80.00 ___ Junior 5.00	New Members (sponsorship required): ___ Adult 90.00 ___ Junior 5.00 <hr style="border: 0.5px solid black;"/> Sponsors Signature
--	--

Membership Agreement

I recognize a model airplane is NOT a toy, and must be operated at all times in a safe manner.

I agree not to hold the Southern New Hampshire Radio Control Club, Inc. and my instructor, if I am receiving instruction, responsible or liable in any way for injury, loss, or property damage I may suffer due to any reason, including but not limited to pilot error or mechanical failure.

I agree I will not fly at any SNHRCC field or event without an active instructor until I have been approved for solo flight.

I certify I have read the Academy of Model Aeronautics "National Model Aircraft Safety Code" and agree to abide by its terms and conditions at all times. **New prospective members must attend the monthly meeting to introduce themselves prior to the membership vote of acceptance.**

I understand that there is no dumping of any kind at the facility.

_____ Signature _____ Parents signature (if under 18)

Payment Information Proof of AMA

Cash or check # Payment amount:
 Payment date:

Make check payable to SNHRCC

Include a self-addressed, stamped envelope

Mail to:
 SNHRCC
 c/o Ed van der Veen
 9 Newton Street
 Hudson NH 03051

Attach photocopy of AMA membership card

NO AMACARD = NO MEMBERSHIP CARD
NO MEMBERSHIP CARD = NO FLYING!