



LIVE FREE AND FLY

BullSheet



Meeting Schedule

Next Meeting OCT 14, 2024

Club meetings are held on the second Monday of each month.

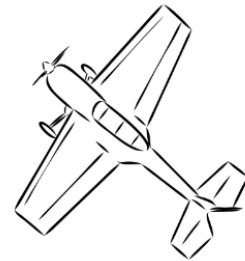
Next meeting

Our regular monthly meeting will be held on Oct 7th at 7:00 PM in the Litchfield Fire Dept Community room

The Bull sheet is published by the Southern New Hampshire Radio Control Club (SNHRCC), Inc, a non-profit Academy of Model Aeronautics (AMA) Chartered Club #408, for the promotion of building and flying Radio Controlled (RC) model aircraft.



BullSheet



Greetings Folks!

I hope you are all looking forward to the Darrell Wagner Memorial Fun Fly, to be held on October 19th at the Concord Skyhawks Field in Concord, NH.

The Skyhawks is a great club and many of Darrell's friends fly there.

At our next club meeting, we will give an update on our situation with the town, and plan for the fun-fly.

See you Monday

Cody





Club Officers

PRESIDENT

Cody Wojcik

Salem, NH

603.479.3799

VICE PRESIDENT

Mark Auclair

Windham, NH

SECRETARY

John Hayes

Litchfield, NH

603.345-5604

TREASURER

Ed van der Veen

Hudson, NH

WEBMASTER

Ed van der Veen

Hudson, NH

SAFETY OFFICER

Brian Nadeau

NEWSLETTER

Virgil Hernandez

Londonderry, NH

603.484-0316

Virgil.hernandez.vh1@gmail.com

FLIGHT INSTRUCTORS

John Hayes

603.345.5604

SOUTHERN NH RADIO CONTROL CLUB MEETING MINUTES LITCHFIELD FIRE COMMUNITY ROOM

Southern NH Radio Control Club Meeting Minutes

Southern NH Radio Control Club Meeting Minutes
Sep 17th, 2024
Litchfield Fire Community Room

Officers in attendance: Cody, Mark, and John

Secretaries and Treasurer's reports were read and accepted.

Cody mentioned the Darrell Wagner Fun Fly to be held at the Concord Skyhawks field on Oct 19th. Cody asked for volunteers to help at the Fun Fly. The club will share the cost, will get a head count of helpers at the next meeting.

Cody talked about the field, the town is still working on the survey of the site with an end date in November, a decision will be made at that time. The town engineer has asked us to remove all our belongings and move the shelters so they can complete their studies.

John Marien said he would take three starting benches; Cody will take the batteries. Mark will cut up the oldest and most dilapidated benches and dispose of them.

Cody mentioned that we need Hudson residents to speak on behalf of the club, they need to know the residents want us there.

Brian has contacted a lawyer, and Cody is talking with the AMA for access to any resources they may be able to offer.

Cody asked those present to ask any Hudson residents they know to speak on behalf of the club at a Board of Selectmen's meeting.

JOHN HAYES

SECRETARY



My RC Journey —One cherished memory, by Virgil Hernandez




Back in the early 70s, when I was in 7th grade, I used to frequent a hobby shop just a few blocks away from my house. As soon as the school bell rang, I would head over to the shop. My main goal was to help out - whether it was straightening out box plastic models, sweeping up, or doing any task to avoid going home. My initial payment for the work was a Fanta Red soda from the Coke machine. By the time I reached senior year in school, I was opening and closing the store. Little did I realize that those early years would fuel my passion for the hobby that still burns bright today.

I want to share a few memories from RC in the 70's. This was before internet, iPhones or even cable TV and having a CB Radio's was the craze of the day.

While today's hobby mainly involves buying, assembling, and flying ready-made models, it was quite different in the 70s. Back then, airplanes, apart from Cox & Testers' CL, most all models, came in kits made of balsa, ply, and spruce, along with rolled plans and a few accessories. **The hobby required you to build them first.** Options ranged from static, free-flight, control line, and radio-controlled to scratch build, of course. I vividly remember names like Sig, Royal, Carl Goldberg, Sterling, Dumas, and Comet as some of the kit manufacturers. Engines such as McCoy, FOX, K&B, and Torpedo were displayed in glass counters, while radios were available in full configurations (servos, battery packs, receivers) from brands like Futaba, ACE R/C, and Kraft with specific channel assignments. Then there were the walls and walls of parts and accessories from Perfect, Dubro, Sullivan, etc. K&B Fuel was delivered in 55-gallon drums outside the shop.

One cherished memory I'd like to share is the wall of monthly magazines that adorned the entrance wall of the shop. My favorite was always RCModer. Perhaps it was the expert advice on building or the included plans, and the always friendly advice on any topic involving anything RC. I'm not exactly sure what drew my attention to RC Modeler magazine. I really miss those days and the amazing glossy pictures of those big, beautiful jaw-dropping curvy airplanes.

If you have a fond memory of the early days or if you're interested in building a kit for the first time, I'd love to hear about it. There are plenty of vintage kits out there to buy and build, for me building is 50% of this hobby if not more. Give it a try. There are plenty flyers around to help you. If you have a vintage airplane still NIB, let's hear about it. Better yet, it's time to build it. Cheers





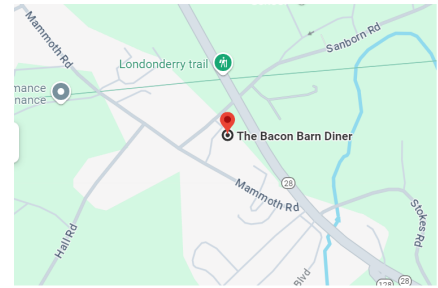
A note for the Bull sheet:

Many of the airplane starting stations at the SNHRCC field were in poor condition. At least one has been preserved off-site. I think it best that we plan a field starting bench building session to build new ones when we get our field back. I have a set of plans that look nice. In fact, the NHFT are using a slightly older version of these plans. I would suggest that we cut the parts offsite. Several people can participate here. Each part gets stained before it reaches the field. At the field building party, people bring electric screwdrivers and drills, and we assemble them on site in an assembly line approach. As the time draws nearer, I can provide a cost estimate to the club officers and then we could put it to a vote of the membership to move forward or not as the case may be. I'm still hopeful about regaining access to our field. No action is required now. I'll make a motion at a future club meeting when the time comes and we can vote on it then. John Marien



I Spy a Baby Corsair

I spotted this bird in Londonderry, NH. It's parked on the grass outside the Bacon Barn right off the main road (Mammoth). Take look at it if you are in the area. The Address is 4 Sanborn Rd, Londonderry.



4 Sanborn Rd, Londonderry, NH 03053



Darrell Wagner Memorial Fun Fly



October 19th, 2024



**This event will be held at
the Concord Skyhawks
field from 10AM to 3PM.**

27 Locke Road, Concord NH.

**Come have a fun filled day as you know Darrell
would have enjoyed. Food will be provided by
the clubs.**



A donations box will be available and greatly appreciated by the SNHRCC to help with the costs associated with regaining use of their field.

YOUR INVITED TO FLY

FROM PAUL PAZOLT, NEW HAMPSHIRE FLYING TIGERS (NHFT) PRESIDENT

Hello SNHRCC Members!

It's been quite a challenging year for you regarding issues with the Hudson NH landfill. Without knowing the final outcome of your flying site, NHFT decided to allow any SNHRCC member unlimited guest passes to NHFT for the remainder of the 2024 season, providing you follow all regulations for AMA/FAA, proper aircraft markings, with an NHFT member present at our field. Some of you have joined us, and it's been nothing but fun this year.

I did hear a rumor that some are reluctant to join NHFT due to past politics in our club. I can assure you that our club officers are hell bent on supporting our hobby without drama. Our club members created a great flying experience this year, no matter what you fly (except turbines). Everyone who attends makes the hobby what they want it to be. We take turns on flight stations and help each other in the pit area.

With the spirit of our hobby, NHFT is holding a club picnic on Saturday, October 5th, starting at 10AM. You are invited to attend and fly. The club will provide food and beverages. With limited funds remaining for 2024, all we ask is a small cash donation to cover food costs if you can, completely voluntary.

Otherwise, let's wind down the season meeting new people, make some noise and fly!

Regards,

Paul Pazolt





Accepting, photographs, interests,
build projects, personal updates,
news, stories, gossip, anything -

....Please send to your humble editor
to be included in next edition.

Virgil.hernandez.vh1@gmail.com

Northern Connecticut Radio Control Club



Gear up for winter projects or sell for new ones!

R/C SWAP MEET



Buy ★ Sell ★ Trade



LOCATION

NCRCC Flying Field
190 Green Road
Ellington, CT 06029

For Directions Visit
www.ncrcc.org

Visit the NCRCC website for event updates.



SELLERS \$10.00 PER CAR



CD's Mike Maznicki & Len Marchese,
Contact info mikemaz@att.net (Mike) & lpMarchese@yahoo.com (Len)



The Recreational UAS Safety Test (TRUST)



<https://www.youtube.com/watch?v=ZklBwvy6gZc>

This video explains the TRUST Test REQUIREMENT.

<https://trust.modelaircraft.org/>

This is the Course/test site.

ABOUT THIS TRAINING

WELCOME TO THE RECREATIONAL UAS SAFETY TEST (TRUST)

The Academy of Model Aeronautics is an **FAA-approved Test Administrator of The Recreational UAS Safety Test** (TRUST).

TRUST is a collaboration between the FAA and industry to provide TRUST and educational safety material to Recreational Flyers.

Recreational flyers can access the TRUST here by clicking START below!

Upon completion of the test recreational flyers should print or save a digital copy of their completion certificate and keep it on their person when they fly. The Academy of Model Aeronautics cannot re-issue your completion certificate if it is lost. The FAA cannot re-issue your completion certificate. Should you lose your completion certificate, you will need to re-take TRUST and obtain a new certificate.



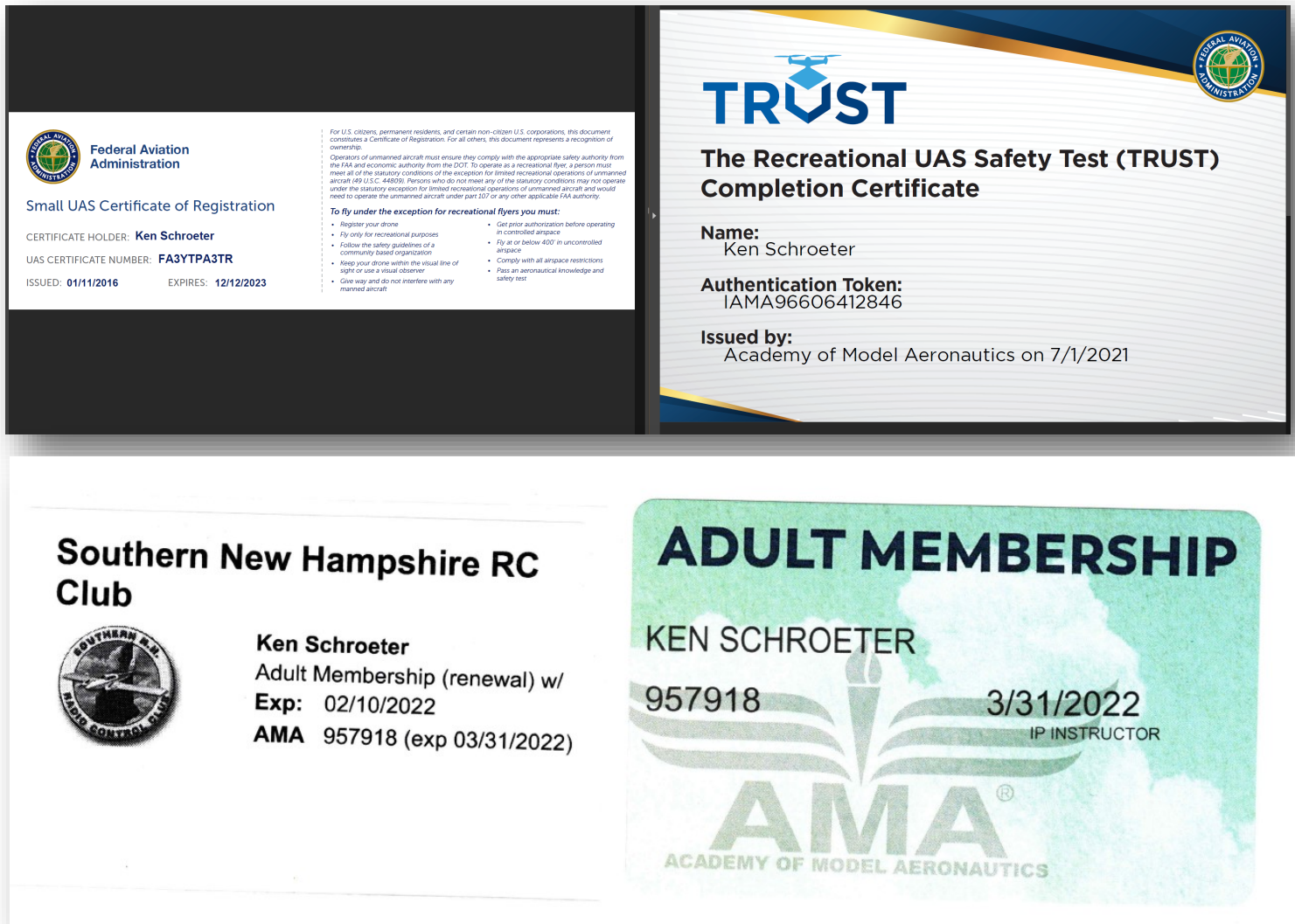
NOTAM

This is a requirement of the AMA and FAA, so please take the few minutes to take the course. The “test” is a set of slides explaining the knowledge base required, followed by a few “keep doing it until you get it right” questions that is the actual test. Its quite simple if you watch the slides. You will need to keep a copy of the certificate with you when flying. Once and done forever.

No whining,

REQUIRED FLIGHT DOCUMENTS

These are the required documents to fly at an AMA Chartered Field.
For the FAA you technically only need your FAA Number where it can be seen on your aircraft in plain view (i.e. not inside). I keep them in my radio box.



1. FAA Drone Registration Number/Card
2. TRUST Certificate
3. Current Club Card
4. Current AMA



SNHRCC Winter Meeting Spot!

Our meeting spot is in the Community Room of the Litchfield Fire Dept. Please pay attention to the parking restrictions that are made to accommodate the Volunteer Firefighters on call. **Violators will be mocked until they move their vehicles.**