



SNHRCC

Southern New Hampshire Radio Control Club

December 2023



Meeting Schedule

December 11, 2023
January 8, 2024

Meetings are held on the second **MONDAY** of each month.

Summer meetings (June, July, August, September) are held at our flying field. They begin 7 pm during the summer to allow a time of flying while the members are all together.

Winter meetings (October-May) are being held at 7p in the Community Room of the Litchfield Fire Dept, 10 Liberty Way, Litchfield, NH. (Last page is map of parking)

The Bullsheel is published by the Southern New Hampshire Radio Control Club (SNHRCC), Inc, a non-profit Academy of Model Aeronautics (AMA) Chartered Club #408, for the promotion of building and flying Radio Controlled (RC) model aircraft.



Hey Folks!

Happy holidays, and I hope you are all prepared for a good one. This month's meeting will again be at the Litchfield Fire Department on Monday, and we can field some questions regarding the solar farm effort. We have several avenues for fighting it and are working on all of them. We could use your help if you are a Hudson resident as well.

In lighter news, we will also be doing our annual Yankee Swap! Bring something, anything, useful that's been kicking around your workshop for months. Motors, ESC's, old engines that still run, tools you never use, etc. If you have literally nothing useful to give away **MUST** buy something, keep it to 25 bucks or less. Wrap the gift as well or as badly as you feel like.

See you Monday!

Cody





Club Officers

- **President**
Cody Wojcik
Fremont, NH
603.479.3799
- **Vice President**
Mark Auclair
Windham, NH
- **Secretary**
John Hayes
Litchfield, NH
603.424.7125
- **Treasurer**
Ted Wojcik
Fremont, NH
603.479.3799
- **Webmaster**
Ed van der Veen
Hudson, NH
- **Safety Officer**
Darrell Wagner
603.882.8598
- **Newsletter**
Ken Schroeter
Chester, NH
603.540.2890
kenschroeter@hotmail.com
- **Flight Instructors**
John Hayes 603.424.7125

Southern NH Radio Control Club Meeting Minutes
Nov 13th, 2023
Litchfield Fire Community Room

Officers in attendance: Cody Wojcik, Mark Auclair and John Hayes

Not Present: Ted Wojcik

Secretary's minutes were read and accepted.

Nominations for officers are open until the vote.

Ted will be stepping down from the treasurer's position. Cody Mark and John have agreed to serve for another year unless anyone wants to be nominated for the President, Vice President or Secretaries position.

Ed Vanderveen accepted a nomination for Treasurer position.

A motion was made to vote in:

President: Cody Wojcik
Vice President: Mark Auclair
Treasurer: Ed Vanderveen
Secretary: John Hayes

The motion was seconded, and the nominees voted in by show of hands with all in favor.

Cody reported on the Town solar process of selection of a vendor. On November 14th the town BOS will vote to decide to move the solar project to a warrant article for the March ballot where the towns people will vote. The top of the landfill and the North end of the site are what is being considered for solar. The town, at the previous meeting, had tabled the decision till the November 14th meeting, asking the club for additional information. John Marien asked who put forward the proposal to the town and how they did not know we were there. Much more information has been gained since and will be presented at the November 14th meeting. Brian responded to member inquiries, stating that he had run the numbers provided and there is little to no benefit to the town. There was much discussion. Cody said the town needs to better understand the numbers before moving forward. Cody made a call to Selectman Roy to discuss our position. More discussion followed. Cody showed his presentation for the Selectmen to the members.

(Continued next page)

Business meeting was concluded.

Taylor Collins gave a history of an all metal P51 kit that he purchased many years ago but, in the end, never received the full kit. He did have the all metal scale rudder that was a very impressive piece of work. I can only imagine what the whole plane would have looked like.

John Hayes spoke of a visit from Ernie LaChance, he was the original creator of North-east Aerodynamics and the designer and kit supplier for the Train-Air 40, Sport-Air 40 and the Train-Air 20 as well as the Bel-Aire 40 and 60. When he visited me, he gifted me the fuselage for the original, #1 Train-Air 40. The fuselage will get a refurb and a new wing and will be recovered in the exact color and trim scheme and will be shown at a future meeting.

John Hayes
Secretary



Solar Farm Proposal



What's being proposed

The Town of Hudson has received applications and selected a contractor to potentially install a solar farm at the town landfill. The area that has been proposed is the area north of the cap, as well as the flat area on the top of the cap, which is our area. You can read more details here: https://www.hudsonnh.gov/sites/default/files/fileattachments/administration/page/53676/november_2023.pdf

Process

First, the town issues a RFQ, or request for qualifications. A number of vendors apply, then a vendor is selected. Then, the Board of Selectmen will vote on the issue. If it passes the board vote, a proposal will be generated, and the town will then vote on it in March. If the town votes on it, construction will begin 12-18 months later.

Possible outcomes for the club

The worst possible outcome and what has been proposed is to turn the entire area into a solar farm as shown above. The best possible outcome for us is that the whole thing is voted down and goes away. A third outcome is that the proposal is written such that we are included and potentially only the north area is built, our runways are left clear, or something to that effect. We will push for this outcome at this time. In the event that the board does not want to work with us in any way, we will need to convince the public to vote against the solar farm, which is a much more challenging process for everybody, and we don't want to work against the town's interests.

Actions to date

When we first heard about this, myself, Ed Van Der Veen, and John Hayes went to a Board of Selectmen meeting and gave a presentation to the Board regarding our club, model aviation in general, and our history. Many did not know of our use of the field so the issue was not as easy of a vote for them. The board met again later on 10-24 to vote on the issue, the vote was tabled until we could provide the Board with a total of the expenses we incurred levelling the field for our use in 2000 when we started flying there, since what we did for our use is likely what made it more suitable for solar farm use.

We submitted an RTK (right to know) request for all meeting minutes and information regarding the solar farm communications to vendors for their estimates because almost none of that was made public. The town complied, and the information they sent was extremely helpful.

We have also received an enormous amount of help from some town officials and volunteers who understand our situation and would love to help us stay and continue to fly.

What's coming next

The Board will vote again on November 14, and if they vote for it as it is currently, it will then go to a town vote, as said previously. We will push the Board to request that the proposals exclude our area and give our use some consideration, since when the process for this started, we did not get any consideration at all.

What you can do

If you are a Hudson resident, please let myself, John, or any other officer know so that we can coordinate our presence at the next Board of Selectmen meeting on November 14, right after our next meeting.

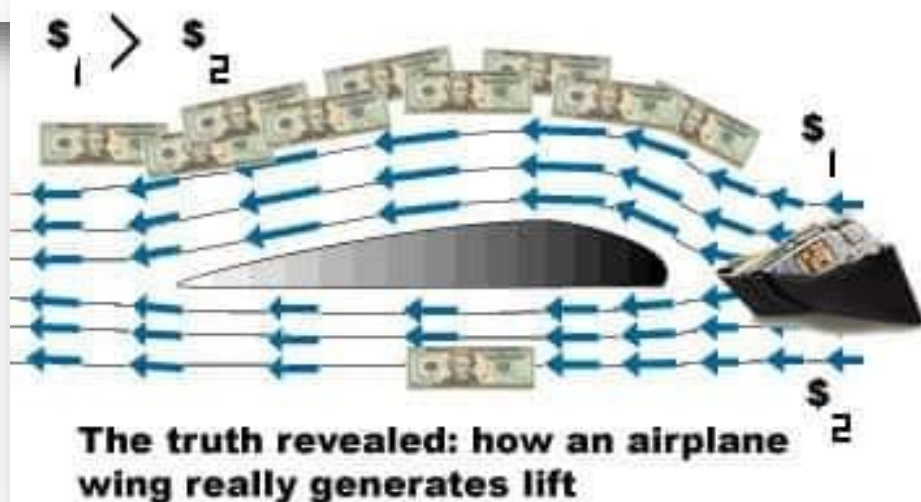
Even better, if you know someone outside of the club from Hudson (either as a resident, business owner, etc) who would be willing to speak on our behalf at the meeting, please let us know as well.

As always, please reach out if you have additional questions, expertise in this area, or want to lend a hand. Please come to the November 13th meeting at the Litchfield Fire Department and we can discuss everything in more detail.

Cody



FILL IT WITH GAS, SPIN THE PROP WITH YOUR FINGER TO FIRE IT UP, HOLD ON TIGHT AND SPIN AROUND IN CIRCLES.
WHAT COULD POSSIBLY GO WRONG??





Federal Aviation Administration FAADroneZone

Welcome to the FAADroneZone

FAADroneZone is the official FAA website for managing drone services.

[CREATE ACCOUNT](#)

UAS Registration Renewal Reminder

We should all be getting one of these, if you have previously registered with the FAA. My registration expires on 12 December 2023 and this was my 180-day warning. So, I took care of this immediately. But the site is not quite straight forward for us modelers. To ease your burden here, I did screen captures along the way and obfuscated my personal info so that you can see the process.



Thu 6/15/2023 5:34 AM

UAS.FAADroneZone@faa.gov

UAS Registration Renewal Reminder

To: John Marien

United States Department of Transportation

**Federal Aviation
Administration**
FAADroneZone

The following registration will expire within **180 days**.

You can renew any time within the **180** days and the new expiration date will be 3 years from the expiration date below. If you no longer have a drone, you can cancel your registration.

Log in to your account at <https://faadronezone-operator.faa.gov> to manage and renew your registration.

REGISTRATION	ISSUED	EXPIRES
FAA ID: A111111	01/20/2016	12/12/2023

For general inquiries or to request support with your account, please contact the [UAS Support Center](#).

This is an automated email. Please do not respond directly.

Policies, Rights & Legal

[About DOT](#) | [Budget and Performance](#) | [Civil Rights](#) | [FOIA](#) | [Information Quality](#) | [No FEAR Act](#) | [Office of Inspector General](#) | [Privacy Policy](#) | [USA.gov](#) | [Web Policies and Notices](#) | [Web Standards](#)

Step 1: Log in the FAA site:

An official website of the United States government [here's how you know](#)

United States Department of Transportation

Federal Aviation Administration
FAADroneZone

Contact Hi, John Log Out

Recreational Flyer Add Account Type

RECREATIONAL FLYER DASHBOARD

Recreational Flyer Dashboard

FAA Notice
On January 15, 2021, the FAA published a new rule for the Remote Identification of Unmanned Aircraft. The rule contains changes to the UAS registration requirements, including the requirement to provide a phone number, the UAS manufacturer and model, and a remote ID serial number for standard remote ID UAS and remote ID broadcast modules. Read the [UAS Remote Identification Overview](#) for more information.

Registration #

FAA-XXXXXX

ISSUED

01/20/2016

EXPIRES

12/12/2023

MANAGE DEVICE INVENTORY


PHYSICAL ADDRESS

John Marlon

[Address Goes Here](#)

PRINT EMAIL CANCEL **RENEW**

Mark Your Drone



All drones must be marked on the outside with a registration number.

You can mark all drones that you own and fly exclusively under [The Exception for Recreational Flyers](#) with the same registration number.

Safety Guidance

To fly under [The Exception for Recreational Flyers](#), you must:

- Have a current registration
- Fly only for recreational purposes
- Follow the safety guidelines of a community based organization
- Keep your drone within your visual line of sight
- Give way and do not interfere with any manned aircraft
- Fly at or below 400' in controlled airspace and only with prior authorization
- Fly at or below 400' in uncontrolled airspace
- Comply with all airspace restrictions
- Pass The Recreational UAS Safety Test

Here you click on the "Renew" button.

Step 2: Acknowledge we are going to be safe.

An official website of the United States government [here's how you know](#)

United States Department of Transportation

Federal Aviation Administration
FAADroneZone

Contact Hi, John Log Out

Recreational Flyer Add Account Type

RECREATIONAL FLYER DASHBOARD / REGISTER

1. Safety Guidance 2. Inventory 3. Payment 4. Review & Pay 5. Confirmation

Acknowledgment of Safety Guidance

* Indicates a required field or that a selection is required.

To fly under [The Exception for Recreational Flyers](#), you must:

- Have a current registration
- Fly only for recreational purposes
- Follow the safety guidelines of a community based organization
- Keep your drone within your visual line of sight
- Give way and do not interfere with any manned aircraft
- Fly at or below 400' in controlled airspace and only with prior authorization
- Fly at or below 400' in uncontrolled airspace
- Comply with all airspace restrictions
- Pass The Recreational UAS Safety Test

[Learn More](#)

☐ I have read and understand the safety guidance.*

BACK **NEXT**

Yes, you have to tick the checkbox and then hit Next

Step 3: Declare your Inventory. Excuse me? I have a lot of airplanes. Do I have to list ALL of them. Click on "Add Device" and we will find out.

An official website of the United States government [Here's how you know.](#)

United States Department of Transportation

Federal Aviation Administration
FAADroneZone

Contact Hi, John * Log Out

Recreational Flyer Add Account Type

RECREATIONAL FLYER DASHBOARD / REGISTER

1. Safety Guidance 2. Inventory 3. Payment 4. Review & Pay 5. Confirmation

Your Inventory

Recreational flyers must add manufacturer and model information for all UAS over 0.55 pounds that they own and operate. For standard remote identification UAS or broadcast modules, you'll also be required to provide the serial number. Each broadcast module serial number may only be entered once to your inventory, even if shared with more than one recreational UAS.

To continue the registration process, you must have at least one active device in your inventory.

FAA Notice
Your inventory is empty.

ADD DEVICE

BACK NEXT

Step 4: Add Device. Click on the spots indicated. Here, I declared that I have a Sailplane named the Prestige 2PK made by Samba and it does not have a Remote ID.

Add Device

* Indicates a required field or that a selection is required.

DOES YOUR DRONE BROADCAST **FAA REMOTE ID** INFORMATION?*

☐ YES ☒ NO

Not sure? Contact your UAS manufacturer or see if your drone is listed here: <https://uasdoc.faa.gov/listDocs>

DEVICE TYPE* Traditional UAS

NICKNAME Enter a Nickname

UAS MANUFACTURER* Samba

UAS MODEL* Prestige 2PK

SERIAL NUMBER* N/A


☒ SERIAL NUMBER NOT APPLICABLE

CANCEL ADD DEVICE

Step 5: We're back to a previous screen but this time we have at least one device registered.

An official website of the United States government [here's how you know](#)

United States Department of Transportation

 **Federal Aviation Administration**
FAADroneZone

Contact Hi, John Log Out

Recreational Flyer Add Account Type


RECREATIONAL FLYER DASHBOARD / REGISTER

1. Safety Guidance 2. Inventory 3. Payment 4. Review & Pay 5. Confirmation

Your Inventory

Recreational flyers must add manufacturer and model information for all UAS over 0.55 pounds that they own and operate. For standard remote identification UAS or broadcast modules, you'll also be required to provide the serial number. Each broadcast module serial number may only be entered once to your inventory, even if shared with more than one recreational UAS.

To continue the registration process, you must have at least one active device in your inventory.


FAA Notice
 A device has been added to your inventory.

SEARCH Search for inventory

SHOWING ITEM 1 OF 1.

NICKNAME	UAS MANUFACTURER	UAS MODEL	SERIAL NUMBER	REMOTE ID	DEVICE TYPE	STATUS	ACTIONS
Samba		Prestige 20K	N/A	No	Traditional UAS	Active	


BACK NEXT

Click Next

Step 6: Payment Information. This is not free, but the cost is only \$5.00. Fill in your information then hit Next.

An official website of the United States government [here's how you know](#)

United States Department of Transportation

 **Federal Aviation Administration**
FAADroneZone

Contact Hi, John Log Out

Recreational Flyer Add Account Type

RECREATIONAL FLYER DASHBOARD / REGISTER

1. Safety Guidance 2. Inventory 3. Payment 4. Review & Pay 5. Confirmation

Payment Information

* Indicates a required field.

Credit Card Info

CARD NUMBER* Enter Card Number CVC/CVV* Enter CVC/CVV EXPIRATION* MM / YY

Billing Address

☐ Use Mailing Address

FIRST NAME* John LAST NAME* Marlen

COUNTRY* United States

ADDRESS* Enter Street Address ADDRESS Enter Apartment, Suite, or Unit

CITY* Enter City STATE / PROVINCE / REGION* Select a State

ZIP* Enter Zip

REGISTRATION FEE

- The registration fee is \$5.00.

REGISTRATION NUMBER

- When you register, you will receive a registration number that applies to all unmanned aircraft you own and operate under the Exception for Recreational Flyers.
- Registrations are valid for 3 years. After 3 years, you must renew your registration.
- You must mark the outside of all unmanned aircraft with your registration number before you operate them.

THE EXCEPTION FOR RECREATIONAL FLYERS

To fly under **The Exception for Recreational Flyers**, you must:

- Have a current registration
- Fly only for recreational purposes
- Follow the safety guidelines of a community based organization
- Keep your drone within your visual line of sight
- Give way and do not interfere with any manned aircraft
- Fly at or below 400' in controlled airspace and only with prior authorization
- Fly at or below 400' in uncontrolled airspace
- Comply with all airspace restrictions
- Pass The Recreational UAS Safety Test

BACK NEXT

Step 7: Review Order. Remember to check the checkbox highlighted then hit "Pay".

An official website of the United States government <https://www.faa.gov>

United States Department of Transportation

Federal Aviation Administration
FAADroneZone

Contact Hi, John Log Out

Recreational Flyer Add Account Type

RECREATIONAL FLYER DASHBOARD / REGISTER

1. Safety Guidance 2. Inventory 3. Payment 4. Review & Pay 5. Confirmation

Payment Information

* Indicates a required field.

Credit Card Info

CARD NUMBER* Enter Card Number CVC/CW* Enter CVC/CW EXPIRATION* MM / YY

Billing Address

☐ Use Mailing Address

FIRST NAME* John LAST NAME* Marien

COUNTRY* United States

ADDRESS* Enter Street Address ADDRESS Enter Apartment, Suite, or Unit

CITY* Enter City STATE / PROVINCE / REGION* Select a State

ZIP* Enter Zip

REGISTRATION FEE

- The registration fee is \$5.00.

REGISTRATION NUMBER

- When you register, you will receive a registration number that applies to all unmanned aircraft you own and operate under the Exception for Recreational Flyers.
- Registrations are valid for 3 years. After 3 years, you must renew your registration.
- You must mark the outside of all unmanned aircraft with your registration number before you operate them.

THE EXCEPTION FOR RECREATIONAL FLYERS

To fly under **The Exception for Recreational Flyers**, you must:

- Have a current registration
- Fly only for recreational purposes
- Follow the safety guidelines of a community based organization
- Keep your drone within your visual line of sight
- Give way and do not interfere with any manned aircraft
- Fly at or below 400' in controlled airspace and only with prior authorization
- Fly at or below 400' in uncontrolled airspace
- Comply with all airspace restrictions
- Pass The Recreational UAS Safety Test

BACK NEXT

Step 7: Review Order. Remember to check the checkbox highlighted then hit "Pay".

Federal Aviation Administration
FAADroneZone

Contact Hi, John Log Out

Recreational Flyer Add Account Type

RECREATIONAL FLYER DASHBOARD / REGISTER

1. Safety Guidance 2. Inventory 3. Payment 4. Review & Pay 5. Confirmation

Review Order

* Indicates a required field or that a selection is required.

Billing Address

John Marien
Your Address Here

Payment Info

**** * 3 2
02/2028

Checkout

UAS Registration	\$5.00
3 Year Expiration / Unlimited sUAS	
Total	\$5.00

☐ I UNDERSTAND THAT, IN ACCORDANCE WITH FEDERAL LAW, I CAN BE FINED OR IMPRISONED IF I OBTAIN A CERTIFICATE BY KNOWINGLY AND WILLFULLY FALSIFYING OR CONCEALING A MATERIAL FACT, MAKING A FALSE, FICTITIOUS, OR FRAUDULENT STATEMENT.*

BACK PAY

Step 8: Viola! You are done!

United States Department of Transportation

Federal Aviation Administration
FAADroneZone

Contact Hi, John Log Out

Recreational Flyer Add Account Type

RECREATIONAL FLYER DASHBOARD / REGISTER

1. Safety Guidance 2. Inventory 3. Payment 4. Review & Pay 5. Confirmation


Congratulations!

Your registration number is **FAI 8F**

Your registration certificate has been sent to the email address you provided in your registration.

You can also print your certificate.

Be sure to have your registration certificate available when you fly your UAS.



- All drones must be marked on the outside with a registration number.
- You can mark all drones that you own and fly exclusively under The Exception for Recreational Flyers with the same registration number.
- Recreational flyers must operate in accordance with community-based aero-modelling club safety guidelines and within the programming of a nationwide community-based aero-modelling organization.

To fly under **The Exception for Recreational Flyers**, you must:

- Have a current registration
- Fly only for recreational purposes
- Follow the safety guidelines of a community-based organization
- Keep your drone within your visual line of sight
- Give way and do not interfere with any manned aircraft
- Fly at or below 400' in controlled airspace and only with prior authorization
- Fly at or below 400' in uncontrolled airspace
- Comply with all airspace restrictions
- Pass The Recreational UAS Safety Test

To update your registration please return to this site in the future.

DONE

Do remember to hit the “Done” button!

That’s it folks! It is not rocket science (I think they have a different form for rockets). I hope I removed some of the pain and trepidation folks might have about the renewal process! Now, who wants to go flying?

John Marien



The Recreational UAS Safety Test (TRUST)



<https://www.youtube.com/watch?v=ZklBwvy6gZc>

This video explains the TRUST Test REQUIREMENT.

<https://trust.modelaircraft.org/>

This is the Course/test site.

ABOUT THIS TRAINING

WELCOME TO THE RECREATIONAL UAS SAFETY TEST (TRUST)

The Academy of Model Aeronautics is an **FAA-approved Test Administrator of The Recreational UAS Safety Test** (TRUST).

TRUST is a collaboration between the FAA and industry to provide TRUST and educational safety material to Recreational Flyers.

Recreational flyers can access the TRUST here by clicking START below!

Upon completion of the test recreational flyers should print or save a digital copy of their completion certificate and keep it on their person when they fly. The Academy of Model Aeronautics cannot re-issue your completion certificate if it is lost. The FAA cannot re-issue your completion certificate. Should you lose your completion certificate, you will need to re-take TRUST and obtain a new certificate.



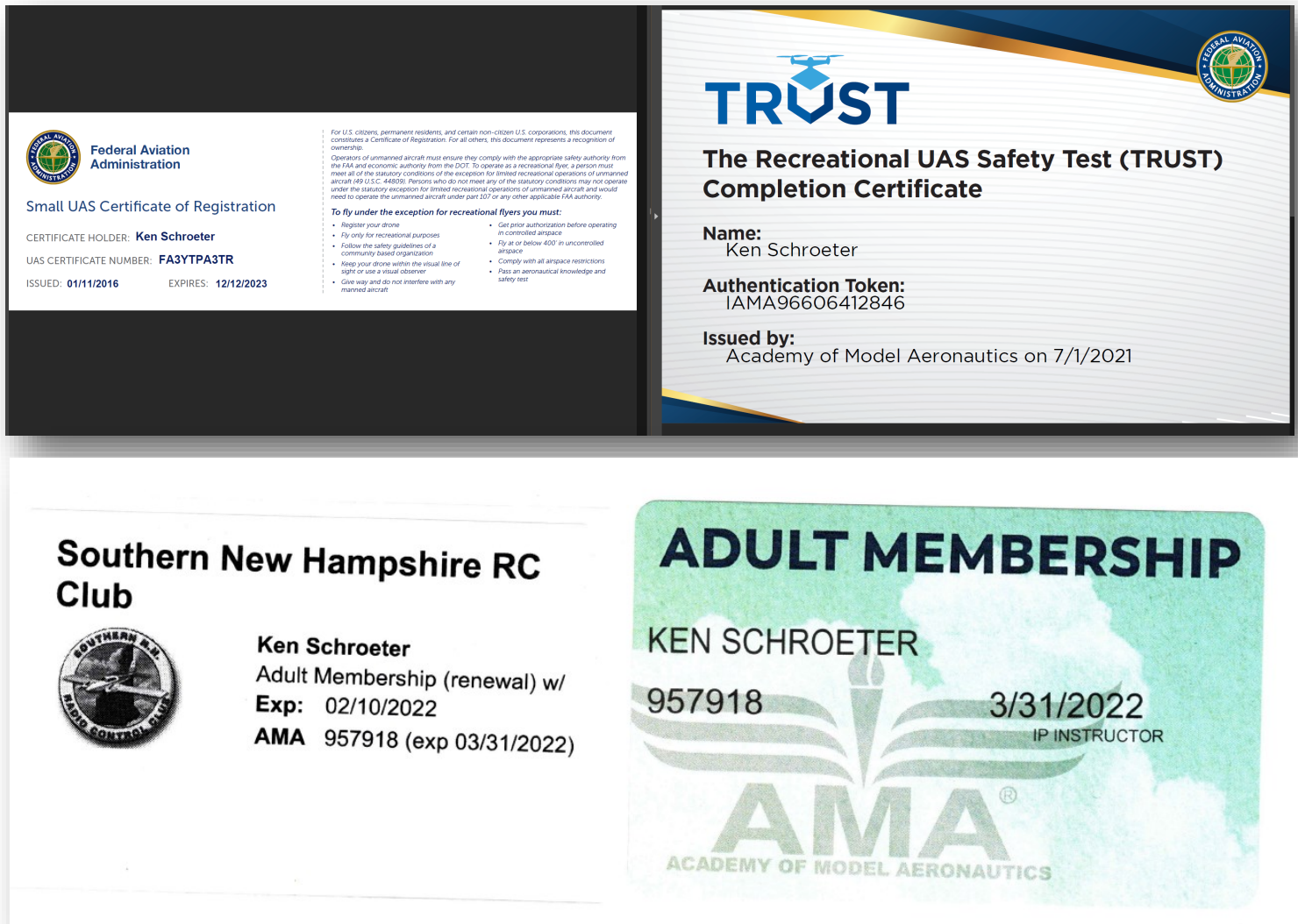
NOTAM

This is a requirement of the AMA and FAA, so please take the few minutes to take the course. The “test” is a set of slides explaining the knowledge base required, followed by a few “keep doing it until you get it right” questions that is the actual test. Its quite simple if you watch the slides. You will need to keep a copy of the certificate with you when flying. Once and done forever.

No whining,

REQUIRED FLIGHT DOCUMENTS

These are the required documents to fly at an AMA Chartered Field.
For the FAA you technically only need your FAA Number where it can be seen on your aircraft in plain view (i.e. not inside). I keep them in my radio box.



1. FAA Drone Registration Number/Card
2. TRUST Certificate
3. Current Club Card
4. Current AMA



2024 Club Membership

It is that time of year again to renew your SNHRCC Membership and maybe help sign up a new member. Please fill out and mail it with a check Payable to SNHRCC to Ed van der Veen, address on the form. 2024 SNHRCC membership forms are also available on the website www.snhrrcc.org and in this newsletter. You can complete the membership form on line and pay with Pay Pal. If you have any issues with that, email me at esvanderveen@comcast.net and we will figure it out.

Benefits

1. A great, two-runway flying field with ample parking and shelters
 2. Abundant electric power for recharging electrics
 3. Field Portapotty
 4. Members with all sorts of expertise
 5. Informative Meetings
 6. Fun Fun Flys with Food
- And more

Bonus

Youth Membership is only \$5; sign up a kid and teach him or her how to fly. Pass on your skill and expertise.

Ed

SOUTHERN NH RADIO CONTROL CLUB 2024 MEMBERSHIP APPLICATION

Name: _____

AMA#

Address: _____

City: _____ St: _____ Zip: _____

Field key#

Home Phone: _____

Cell Phone: _____

Email: _____

Normal Renewal Period

October Meeting Thru February Meeting

Fees (check all that apply)

Current members:

___ Adult - Normal Renewal Period 80.00

___ Junior 5.00

New Members (sponsorship required):

___ Adult 90.00

___ Junior 5.00

Sponsors Signature _____

Membership Agreement

I recognize a model airplane is NOT a toy, and must be operated at all times in a safe manner.

I agree not to hold the Southern New Hampshire Radio Control Club, Inc. and my instructor, if I am receiving instruction, responsible or liable in any way for injury, loss, or property damage I may suffer due to any reason, including but not limited to pilot error or mechanical failure.

I agree I will not fly at any SNHRCC field or event without an active instructor until I have been approved for solo flight.

I certify I have read the Academy of Model Aeronautics "National Model Aircraft Safety Code" and agree to abide by its terms and conditions at all times. **New prospective members must attend the monthly meeting to introduce themselves prior to the membership vote of acceptance.**

I understand that there is no dumping of any kind at the facility.

Signature_____
Parents signature (if under 18)

Payment Information

Cash or check #

Payment amount:

Payment date:

Make check payable to SNHRCC

Include a self-addressed, stamped envelope

Mail to:

SNHRCC
c/o Ed van der Veen
9 Newton Street
Hudson NH 03051

Proof of AMA

Attach photocopy
of AMA
membership card

NO AMA CARD = NO MEMBERSHIP CARD
NO MEMBERSHIP CARD = NO FLYING!



SNHRCC Winter Meeting Spot!

Our meeting spot is in the Community Room of the Litchfield Fire Dept. Please pay attention to the parking restrictions that are made to accommodate the Volunteer Firefighters on call. **Violators will be mocked until they move their vehicles.**